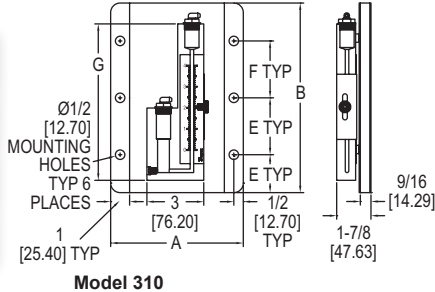
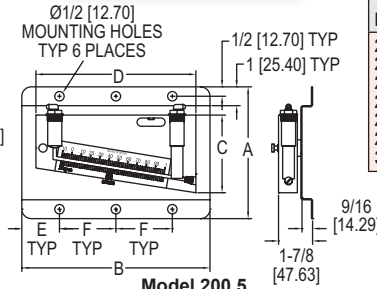


DURABLOCK® SOLID PLASTIC STATIONARY GAGES

Suitable for Total Pressures Up to 100 psig, Temperatures Up to 150°F, Accuracy ±2% of Full-Scale (1% on Models 215, 244, 246 Only)



Model 310



Model 200.5

Model	Dimensions, Inches						
	A	B	C	D	E	F	G
200.5	7	13	3-15/16	11-3/8	2	4-1/2	-
202.5	9	13	5-5/8	12	2	4-1/2	-
209	9	13	7	11-1/4	2	4-1/2	-
215	7	10	3-1/16	9-1/2	2	3	-
244	11	16-1/2	3-1/8	15-5/8	4	8-1/2	-
246	13-1/2	23	11	22	4	15	-
310	7	16	-	-	4	4	15-1/4


Dwyer® Series 200 & 300 Durablock® Solid Plastic Stationary Gages, or draft gages, are offered in inclined and vertical (well-type) styles for highly accurate laboratory or general industrial service, for measurement of low range gas and air pressures, positive, negative or differential. To assure the accuracy required in instruments of this type, all machining of bores and wells is to the highest standards of precision backed by Dwyer's years of experience in the fabrications of acrylic instruments.

FEATURES/BENEFITS

- High-accuracy measurement of low range gas and air pressure suitable for laboratory or general industry
- Precision built assures device meets the highest standards
- No moving parts mean no calibration or nothing to wear out
- Over-pressure trap prevents liquid from being expelled from gage, preventing disruption of operation

APPLICATIONS

- Low pressure laboratory and industrial service applications



Exclusive Dwyer® over-pressure safety traps assure that over range pressures whether gradual or a sudden surge will not force the liquid out of the gage. Over-pressures simply raise the float, force the O-ring over the opening and seal the fluid in the gage. When pressure is reduced, the float drops down releasing the O-ring safety trap which allows the gage to continue operation.

MODEL CHART				
Incline Type Model	Range Inches of Water	Minor Scale Divisions	Scale Length	Weight lb-oz
200.5	.10-0-1.0	.01	8-1/4	3-11
202.5	.20-0-2.0	.01	8-3/4	4-7
209	.20-0-3.0	.02	8-3/4	4-11
215	.05-0-.25	.005	6	2-14
244	0-4	.02	13-1/4	9-11
246	0-6	.02	20	13-14
Vertical or Well-type Model	Range Inches of Water	Minor Scale Divisions	Scale Length	Weight lb-oz
310	0-10	.10	11-1/8	3-10

Note: Model 200.5 replaces Model 200. Model 202.5 replaces Model 202.

OPTIONS	
To order add suffix:	Description
-NIST	NIST traceable calibration certificate
Example: 244-NIST	